

# Bovisa



## nicoline

Descrizione modello - *Model Description*

Dimensioni - *Dimensions*

Composizioni consigliate - *Recommended compositions*

[nicoline.it](http://nicoline.it)

ITALY - C.da Parchi Calia sn Z.I. - 70022 Altamura – BA - Telefono: +39 080 3101487

UNITED STATES - Nicoline Salotti Inc. po box 38783 - Greensboro – NC 27438 - Phone: +1 (336) 259 9881

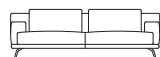
SINGAPORE - 23 Genting Road #06-01 - Chevalier House Singapore 349481 - Telefono: +65 8168 3354

# BOVISA

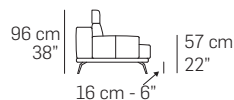
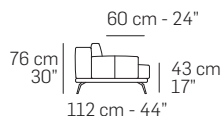
Design Application N° 402017000039849



frontale // front



laterale // depth



## Caratteristiche standard

- Struttura in legno e multistrato con supporto in metallo, molleggio seduta con cinghie elastiche.
- Cuscini di seduta in poliuretano espanso ecologico a cellula aperta con densità differenziate.
- Cuscini di spalliera in piuma.
- Rivestimento in pelle o tessuto con cuscini di seduta e spalliera sfoderabili.
- Solo per il mercato ITALIA il rivestimento in tessuto è completamente sfoderabile.
- Piedi in metallo Lucido (Cod.30), Satinato (Cod.31), Canna di fucile (Cod.50), Bronzo anticato (Cod.52).
- Elementi Cod.1421- 1422- 1671- 1672- 1801- 1802- 2341- 2342- 2371- 2372 - 3031- 3032- 3051- 3052- 3221- 3222- 3451- 3452- 8091 con ripiano in marmo Emperador (Cod.EM) oppure marmo Bianco Carrara (Cod.CA).
- Cucitura Cod.03 per rivestimento in pelle e tessuto.
- Inserimento letto non possibile.
- Lato componibile rifinito.

## Caratteristiche optional su richiesta senza maggiorazione

- Disponibile con cucitura a contrasto, per la scelta del colore fare riferimento ai codici del campionario pelli.

## Caratteristiche optional su richiesta con maggiorazione

- Poggiatesta (Cod.9900) con imbottitura in piuma e supporto in metallo rivestito.
- Per il multi rivestimento il prezzo va incrementato del 7%. Per maggiori dettagli fare riferimento al paragrafo "NOTE" posto nelle prime pagine del listino.

## Note

- I disegni grafici che riportano l'asterisco (\*) sono sempre con lato rifinito e anche agganciabili agli elementi componibili
- Non è possibile applicare altre cuciture.
- Per alcuni tessuti e velluti l'azienda si riserva di applicare la cucitura Cod.00/ Cod.03 (vedi immagine).

## Standard features

- Frame: wooden structure with metal support, seat suspensions in reinforced elastic webbing.
- Seat cushions in eco-friendly open cell polyurethane foam, with different densities.
- Back cushions in feather.
- Covering in leather or fabric. Seat and back cushions coverings removable.
- Legs in Shiny metal (Cod.30), Satin (Cod.31), Gunmetal (Cod.50), Antique bronze (Cod.52).
- Versions Cod.1421- 1422- 1671- 1672- 1801- 1802- 2341- 2342- 2371- 2372 - 3031- 3032- 3051- 3052- 3221- 3222- 3451- 3452- 8091 with top in marble Emperador (Cod.EM) or White Carrara marble (Cod.CA).
- Stitching type Cod.03 for leather and fabric coverings.
- No bed version available.
- Finished sectional sides.

## Optional features without any upcharge

- Contrast stitching available. Please refer to our leather collection for a thread color indication.

## Optional features with upcharge


- Headrest (Cod.9900) with feather padding and covered metal structure.
- 7% upcharge for combined coverings. Please refer to the notes at the beginning of pricelist.

## Notes

- Versions with asterisk (\*) have always the finished terminal side with the possibility to be connected to modular elements.
- Different stitchings not available.
- For some fabrics and velvets production dept. must apply the stitching Cod.00/ Cod.03 (as per picture below).




Piede in metallo // Metal legs



Elementi // Versions

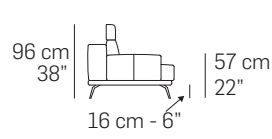
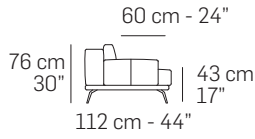
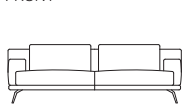


Cuciture // Stitching

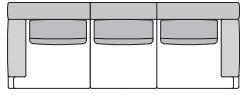


FRONTALE  
FRONT

LATERALE  
DEPTH

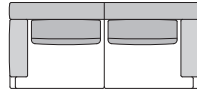


3160



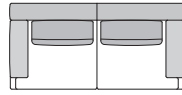
290 cm - 114"

3200



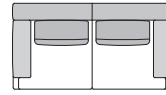
248 cm - 98"

3000



228 cm - 90"

2200



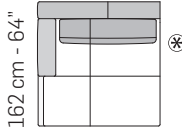
208 cm - 82"

1000



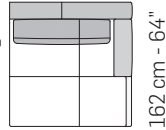
116 cm - 46"

5232



160 cm - 63"

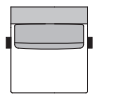
5231



160 cm - 63"

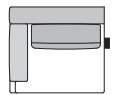
A

1203



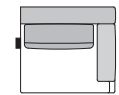
102 cm - 40"

1202



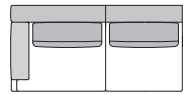
124 cm - 49"

1201



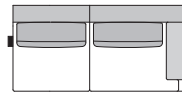
124 cm - 49"

3202



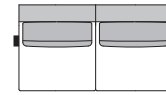
226 cm - 89"

3201



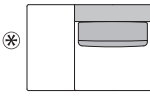
226 cm - 89"

3203



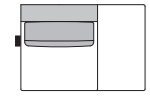
204 cm - 80"

1602



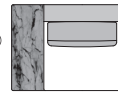
162 cm - 64"

1601



162 cm - 64"

1672



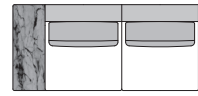
142 cm - 56"

1671



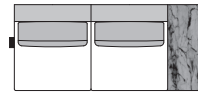
142 cm - 56"

3222



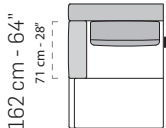
244 cm - 96"

3221



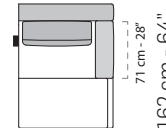
244 cm - 96"

5202



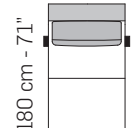
124 cm - 49"

5201



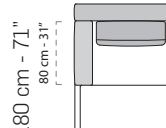
124 cm - 49"

5253



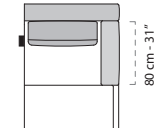
102 cm - 40"

5252



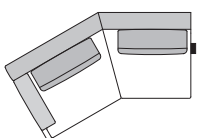
124 cm - 49"

5251



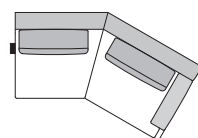
124 cm - 49"

3092



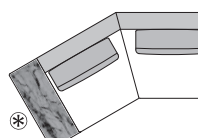
244 cm - 96"

3091



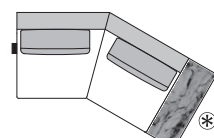
244 cm - 96"

3452



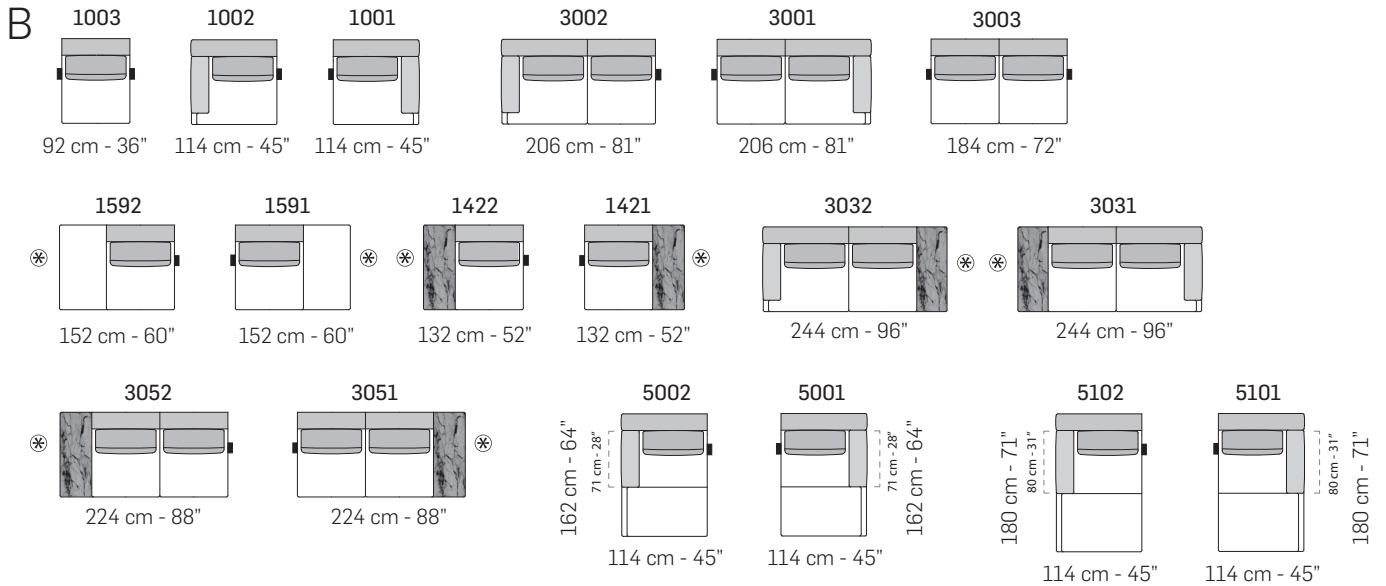
258 cm - 102"

3451

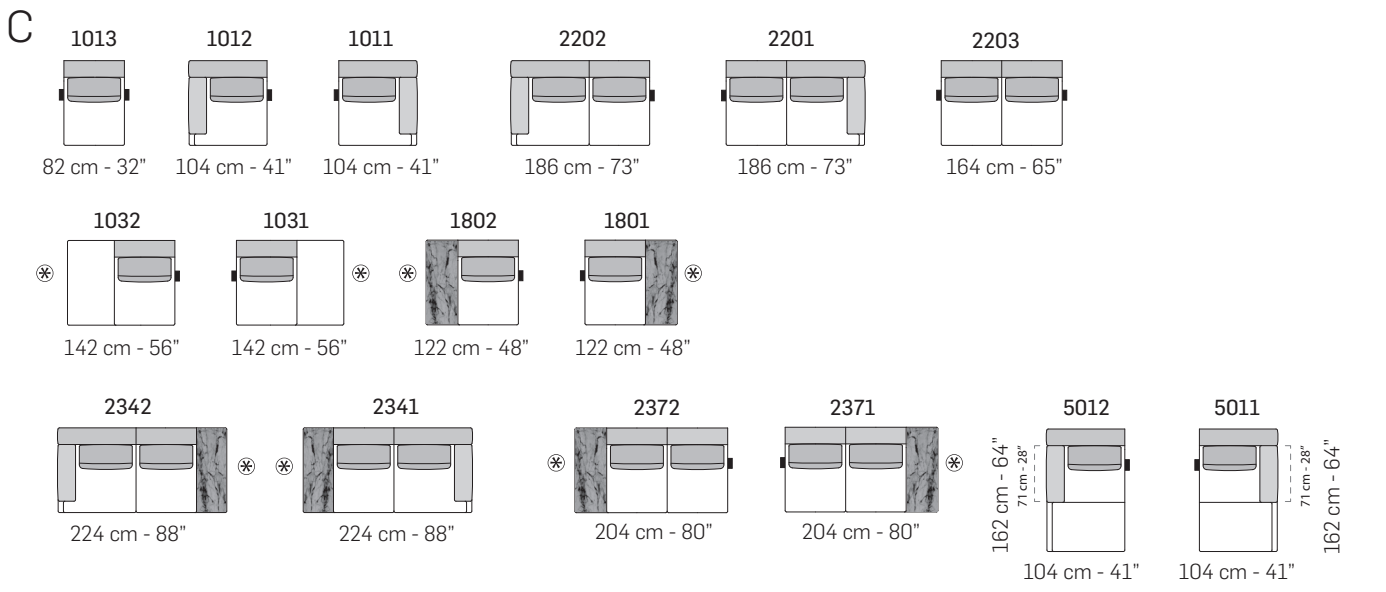


258 cm - 102"

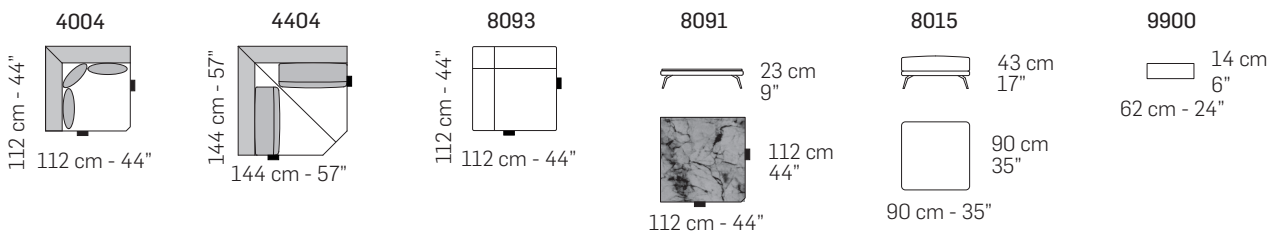
tutti gli elementi del gruppo C hanno lo stesso modulo di seduta - all items in group C have the same seat width



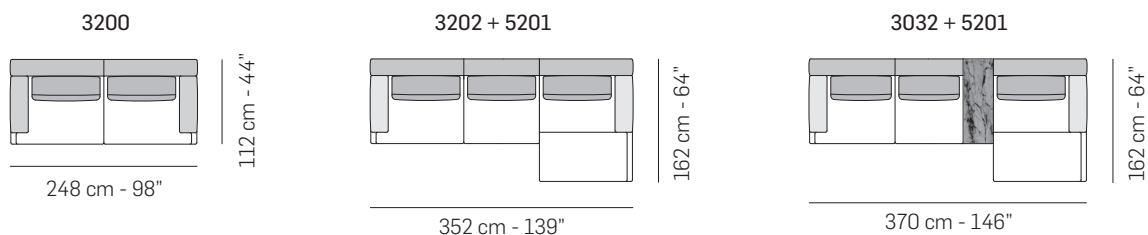
tutti gli elementi del gruppo B hanno lo stesso modulo di seduta - all items in group B have the same seat width



tutti gli elementi del gruppo C hanno lo stesso modulo di seduta - all items in group C have the same seat width



COMPOSIZIONI CONSIGLATE / SUGGESTED COMPOSITIONS



Scala 1:100  
Ratio 1 to 100

Legenda / Legend

- Spalliera / Back Cushions
- Bracciolo / Armrest
- Marmo / Marble
- Poggiareni / Kidneyrest
- Seduta / Seat Cushions
- \* Lato terminale sempre rifinito e agganciabile agli elementi componibili / Terminal side is always finished and it can also be connected to modular elements
- Aggancio Componibile / Connector

Note / Notes

Nicoline si riserva il diritto di apportare in ogni momento modifiche tecniche ed estetiche / Nicoline reserves the right to change, at any time and without prior warning, technical and aesthetic specifications of the articles.