

# KUBA SPLIT



# nicoline

Descrizione modello - *Model Description*

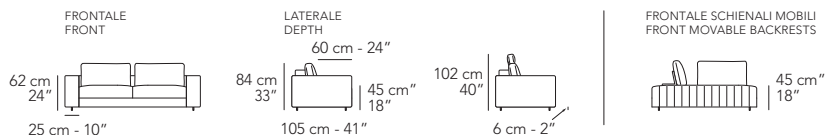
Dimensioni - *Dimensions*

Composizioni consigliate - *Recommended compositions*

[nicoline.it](http://nicoline.it)

ITALY - C.da Parchi Calia sn Z.I. - 70022 Altamura – BA - Telefono: +39 080 3101487  
UNITED STATES - Nicoline Salotti Inc. po box 38783 - Greensboro – NC 27438 - Phone: +1 (336) 259 9881  
SINGAPORE - 23 Genting Road #06-01 - Chevalier House Singapore 349481 - Telefono: +65 8168 3354

# KUBA SPLIT



## Caratteristiche standard

- Struttura in multistrato e massello di abete, molleggio seduta con cinghie elastiche.
- Imbottiture in poliuretano espanso ecologico a cellula aperta e densità differenziate, con parte superiore seduta in Memory foam.
- Cuscini di schienale in fibra "Extra soft".
- (\*) Tutte le versioni con schienale dispongono di elemento reggi schienale.
- Rivestimento in pelle con cuscini di seduta e spalliera sfoderabili.
- Solo per il mercato ITALIA il rivestimento in tessuto è completamente sfoderabile.
- Elementi Cod.9505 - 9508 con basamento rivestito e ripiano in legno nella finitura: Terra (Cod.LTE).
- Piede in metallo RAL 9005.
- Gli elementi Cod.9025 - 9026 sono schienali indipendenti resi stabili da una struttura posteriore in metallo rivestita e posizionabili liberamente sulle versioni "M" e "DM" appartenenti al gruppo "Versioni schienali mobili".
- Cucitura Cod.03 + Cod.01 per rivestimento in pelle.
- Cucitura Cod.03 per rivestimento in tessuto.
- Cucitura Cod.04 su bordo della struttura in metallo per rivestimento in pelle o tessuto degli elementi Cod. 9025-9026.
- Inserimento letto non possibile.
- Lato componibile rifinito.

## Caratteristiche optional su richiesta senza maggiorazione

- (\*) Nessuna maggiorazione per reggi schienale in materiale o colore differente dal rivestimento principale.
- Disponibile con cucitura a contrasto, per la scelta del colore fare riferimento ai codici del campionario pelli.

## Caratteristiche optional su richiesta con maggiorazione

- Poggiatesta (Cod.9900) con imbottitura in poliuretano espanso e supporto in metallo rivestito.
- Per il multi rivestimento il prezzo va incrementato del 7%, per tutte le versioni, incluse cod.9025 e cod.9026. Per maggiori dettagli fare riferimento al paragrafo "NOTE" posto nelle prime pagine del listino.
- Per le versioni Cod.4231 - 4232, 4031 - 4032 e 4004 può essere richiesto un cuscino di schienale aggiuntivo Cod.9015 e relativo reggi schienale Cod.9940.

## Note

- I disegni grafici che riportano l'asterisco (\*) sono sempre con lato rifinito e anche agganciabili agli elementi componibili.
- Per ogni cuscino schienale (Cod. 9019-9016-9015-9011) del gruppo "elementi di ricambio/optional" è consigliabile aggiungere relativo reggi schienale cod.9940.
- Non è possibile applicare altre cuciture.
- Per alcuni tessuti e velluti l'azienda si riserva di applicare la cucitura Cod.00 / Cod.03 (vedi immagine).

## Standard features

- Frame: wooden structure and solid fir wood and seat suspensions in reinforced elastic webbing.
- Paddings in eco-friendly open cell polyurethane foam, with different densities and top of seat cushions with memory foam.
- Back cushions in "Extra soft" fiber.
- All versions with backrest include backrest support (\*).
- Covering in leather or fabric. Seat and back cushions coverings removable.
- Versions Cod.9505-9508 with covered base and wooden top in the following finishing: Earthy (Cod.LTE).
- Metal legs in RAL 9005.
- Versions Cod.9025-9026 are free-standing backrests stabilized by a covered metal back frame that can be freely placed on the "M" and "DM" versions of the "adjustable backrest versions" group.
- Stitching type Cod.03 + Cod.01 for leather covering.
- Stitching type Cod.03 for fabric covering.
- Stitching type Cod.04 on the metal structure edge for leather or fabric covering of the versions Cod.9025-9026.
- No bed version available.
- Sectional sides finished.

## Optional features available upon request with no upcharge

- (\*) No upcharge for back support in a different colour from the main covering.
- Stitching, unless differently requested, will be matching the leather or fabric colour. Contrast stitching colour can be ordered at no extra charge. You might use as reference any Nicoline leather.

## Optional features available upon request with an upcharge

- Headrest (Cod.9900) with polyurethane foam padding and covered metal support.
- 7% upcharge for combined coverings for all the versions, Cod.9025 - 9026 included. Please refer to the notes at the beginning of pricelist.
- Versions Cod.4231 - 4232, 4031 - 4032 and 4004 available with an additional back cushion Cod.9015 and its back support Cod.9940.

## Notes

- Versions with asterisk (\*) have always the terminal side finished with the possibility to be connected to modular elements.
- For each back cushion (Cod. 9019-9016-9015-9011) of the group "spare or optional parts" we suggest adding its back support Cod.9940.
- Different stitchings not available.
- For some fabrics and velvets production dept. must apply the stitching Cod.00 / Cod.03 (as per picture below).



Tavolino //  
Coffee table




Terra  
Cod.LTE //  
Earthy Cod.LTE




Poggiatesta //  
Headrest


Cuciture //  
Stitching




Cod.00



Cod.01



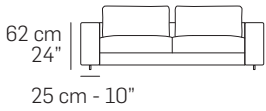
Cod.03



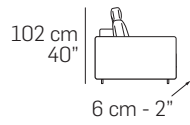
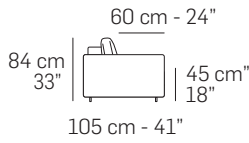
Cod.04

# K007 - KUBA SPLIT

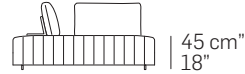
FRONTALE  
FRONT



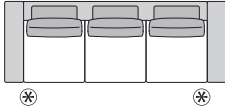
LATERALE  
DEPTH



FRONTALE SCHIENALI MOBILI  
FRONT MOVABLE BACKRESTS

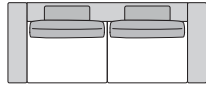


3580



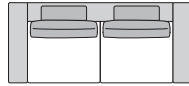
290 cm - 114"

3900



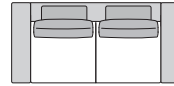
260 cm - 102"

3200



240 cm - 94"

3000



220 cm - 87"

A

1203



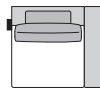
95 cm - 37"

1202



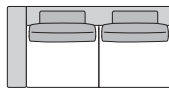
120 cm - 47"

1201



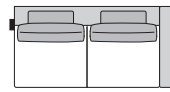
120 cm - 47"

3202



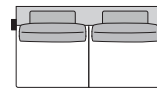
215 cm - 85"

3201



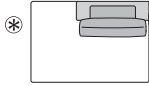
215 cm - 85"

3203



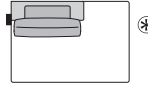
190 cm - 75"

1602



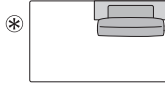
155 cm - 61"

1601



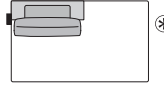
155 cm - 61"

1992



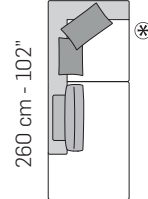
180 cm - 71"

1991



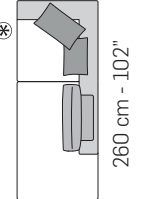
180 cm - 71"

4232



105 cm - 41"

4231



105 cm - 41"

tutti gli elementi del gruppo A hanno lo stesso modulo di seduta - all items in group A have the same seat width

B

1003



85 cm - 33"

1002



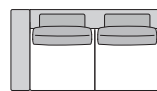
110 cm - 43"

1001



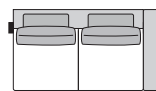
110 cm - 43"

3002



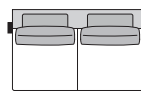
195 cm - 77"

3001



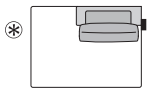
195 cm - 77"

3003



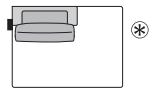
170 cm - 67"

1592



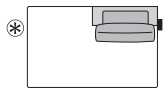
145 cm - 57"

1591



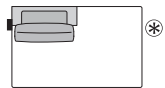
145 cm - 57"

1482



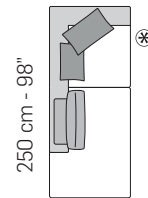
170 cm - 67"

1481



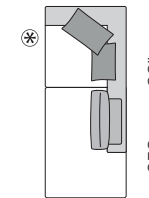
170 cm - 67"

4032



105 cm - 41"

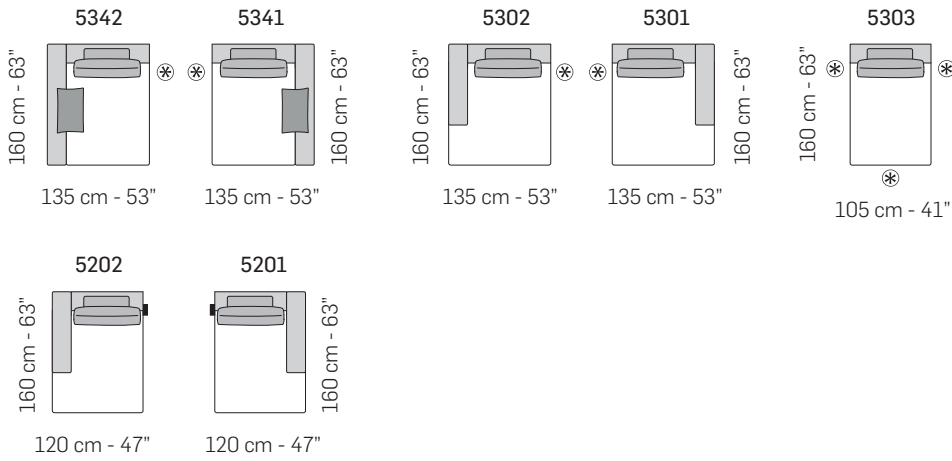
4031



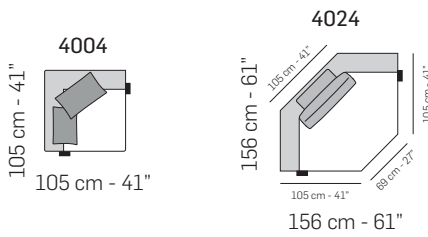
105 cm - 41"

tutti gli elementi del gruppo B hanno lo stesso modulo di seduta - all items in group B have the same seat width

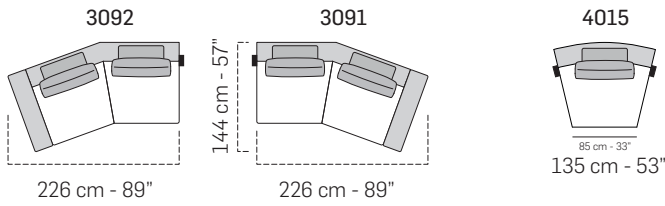
VERSIONI CHAISE-LONGUE / CHAISE LONGUE VERSIONS



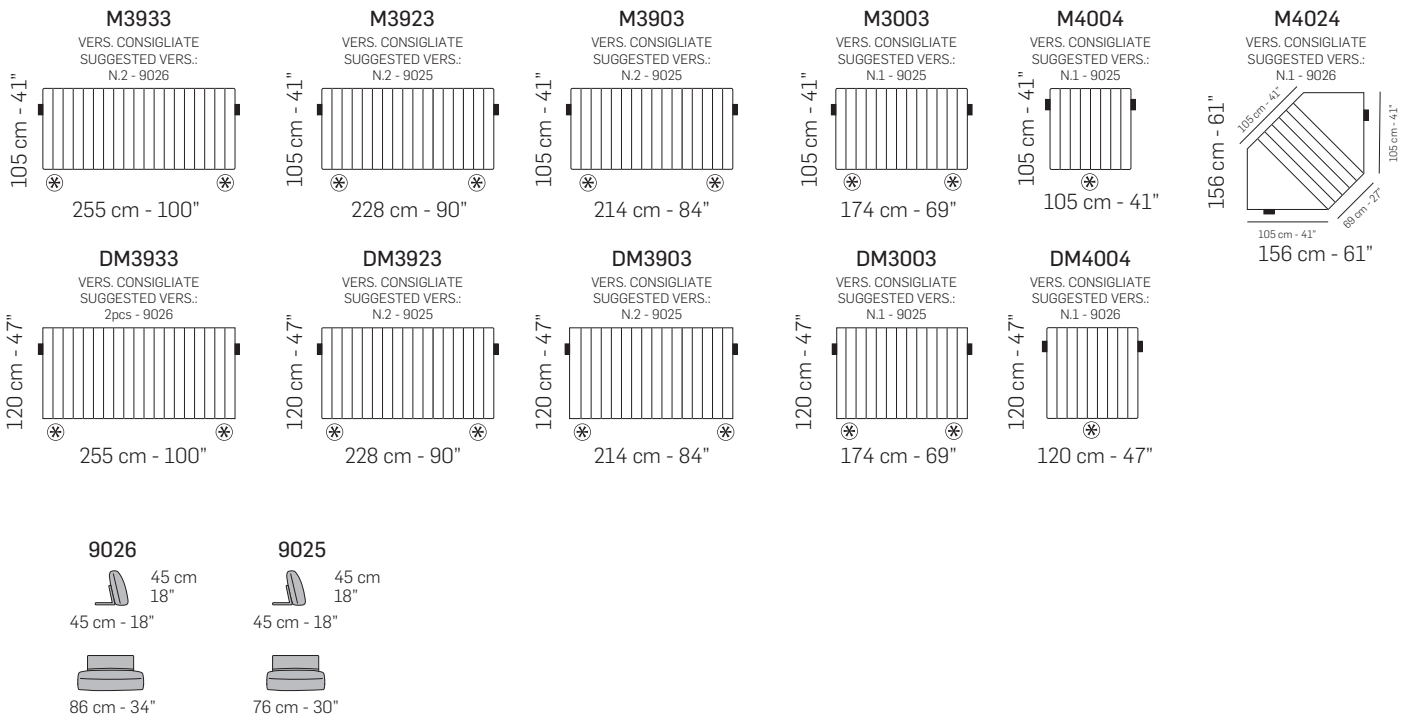
VERSIONI ANGOLARI / CORNER VERSIONS



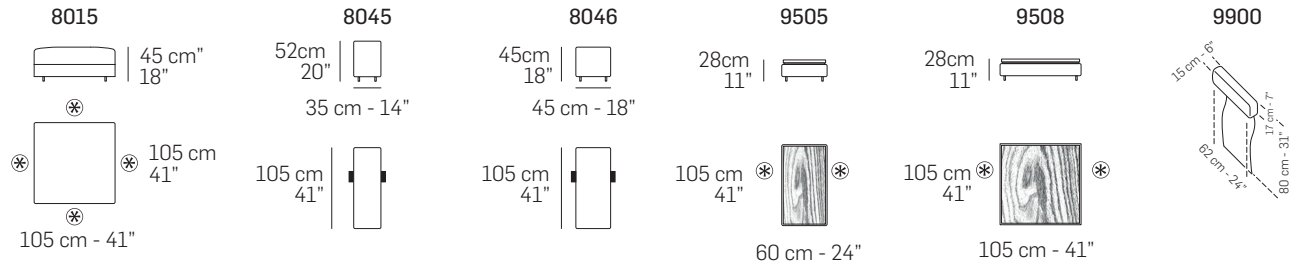
VERSIONI INCLINATE / NON-LINEAR VERSIONS



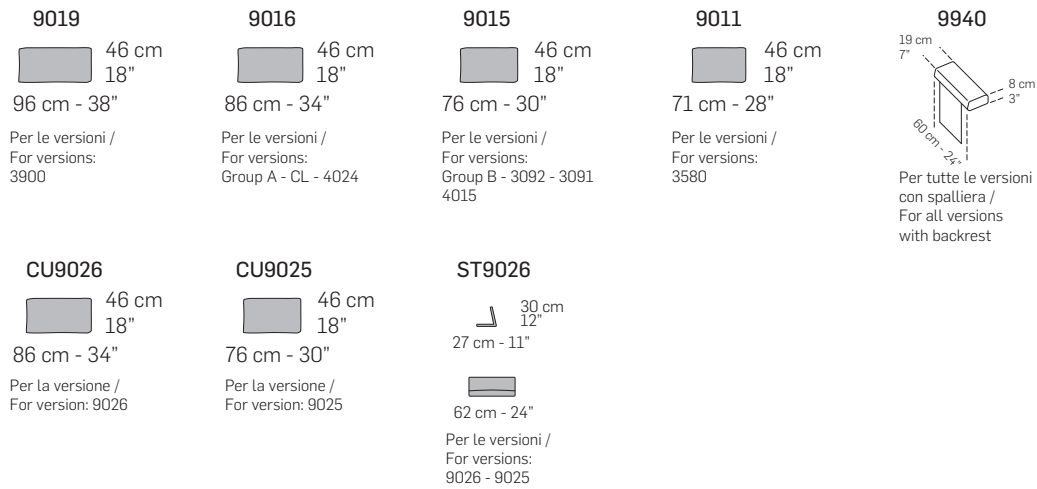
VERSIONI SCHIENALI MOBILI / VERSIONS WITH MOVABLE BACKRESTS



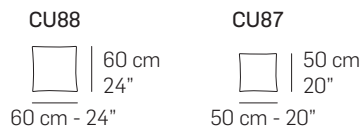
Le versioni 9025 - 9026 sono abbinabili solo sulle versioni "M" e "DM" appartenenti al gruppo "Versioni schienali mobili" / Versions 9025-9026 can be only placed on the "M" and "DM" versions of the "adjustable backrest versions" group



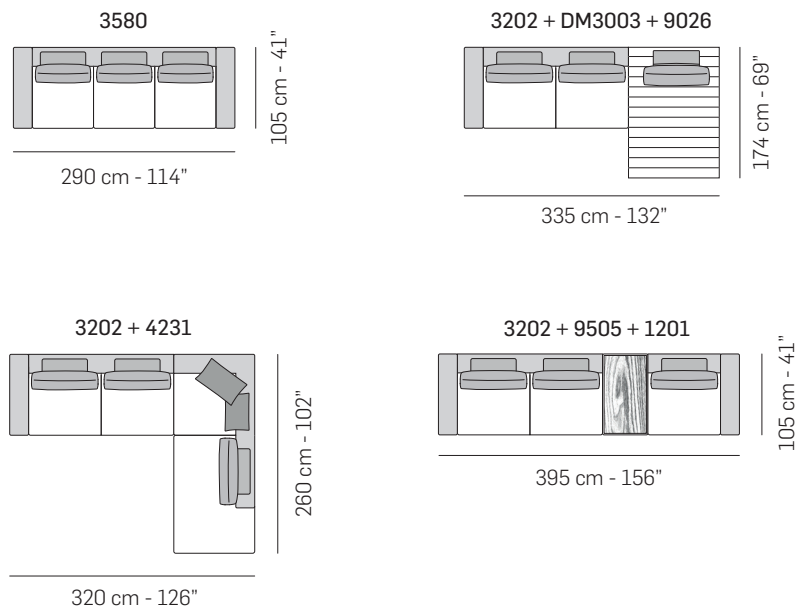
ELEMENTI DI RICAMBIO O OPTIONAL / SPARE OR OPTIONAL PARTS



CUSCINETTI CONSIGLIATI / SUGGESTED PILLOWS



COMPOSIZIONI CONSIGLIATE / SUGGESTED COMPOSITIONS



Scala 1:100  
Ratio 1 to 100

Legenda / Legend

- Spalliera / Back Cushions
- Bracciolo / Armrest
- Legno / Wood
- Poggiareni / Kidneyrest
- Seduta / Seat Cushions
- \* Lato terminale sempre rifinito e agganciabile agli elementi componibili / Terminal side is always finished and it can also be connected to modular elements
- Aggancio Componibile / Connector

Note / Notes

Nicoline si riserva il diritto di apportare in ogni momento modifiche tecniche ed estetiche / Nicoline reserves the right to change, at any time and without prior warning, technical and aesthetic specifications of the articles.